

# *Creations by Royah*

Facebook: [facebook.com/creationsbyroyah](https://facebook.com/creationsbyroyah)

Instagram: @creationsbyroyah

Email: [info@creationsbyroyah.com](mailto:info@creationsbyroyah.com) / 732-829-2822 (Royah)

## **FEMALE CUSTOM DRESS FORM ORDER FORM**

NOTICE: Take your time when measuring. If possible, have two different people (not you) take your measurements. If not, take measurements twice prior to submitting. The custom dress form can only be as accurate as the measurements provided. While the stuffing can be removed to accommodate for weight loss, once the dress form is made, it cannot be made larger. All measurements are in inches.

\*Before each measurement, take a deep breath and exhale all the way out; then take a big breath and exhaust normally; now take one regular breath and do not physically alter your natural position. This is when the measurement should be taken.

1. Height: \_\_\_\_\_ inches
2. Bust: \_\_\_\_\_ inches
3. Apex to Apex: \_\_\_\_\_ inches
4. Underbust: \_\_\_\_\_ inches
5. Waist: \_\_\_\_\_ inches
6. Hips: \_\_\_\_\_ inches
7. Stomach Protuberance: \_\_\_\_\_ (Referencing the illustration provided, enter appropriate letter)
8. Buttocks shape: \_\_\_\_\_ (Referencing the illustration provided, enter appropriate description)
9. Posture: \_\_\_\_\_ (Referencing the illustration provided, enter appropriate description)
10. Shoulder slope: \_\_\_\_\_ (Referencing the illustration provided, enter appropriate description)
11. Neck circumference: \_\_\_\_\_ inches
12. Bust height from center back neck point: \_\_\_\_\_ inches
13. Waist length from center back neck point: \_\_\_\_\_ inches

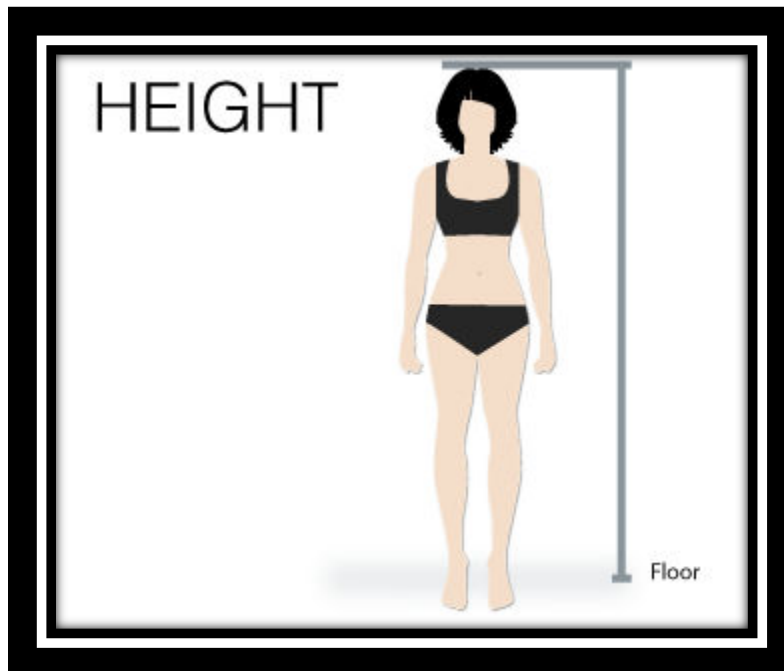
# Creations by Royah

Facebook: [facebook.com/creationsbyroyah](https://www.facebook.com/creationsbyroyah)

Instagram: @creationsbyroyah

Email: [info@creationsbyroyah.com](mailto:info@creationsbyroyah.com) / 732-829-2822 (Royah)

14. Center back length: \_\_\_\_\_ inches
15. Back width: \_\_\_\_\_ inches
16. Upper arm \_\_\_\_\_ inches
17. Wrist \_\_\_\_\_ inches
18. Elbow \_\_\_\_\_ in.
19. Arm length \_\_\_\_\_ (Referencing the illustration provided, enter appropriate description)
20. Elbow to wrist \_\_\_\_\_ inches (With your arm hanging in a natural position, measure from your elbow to wrist)

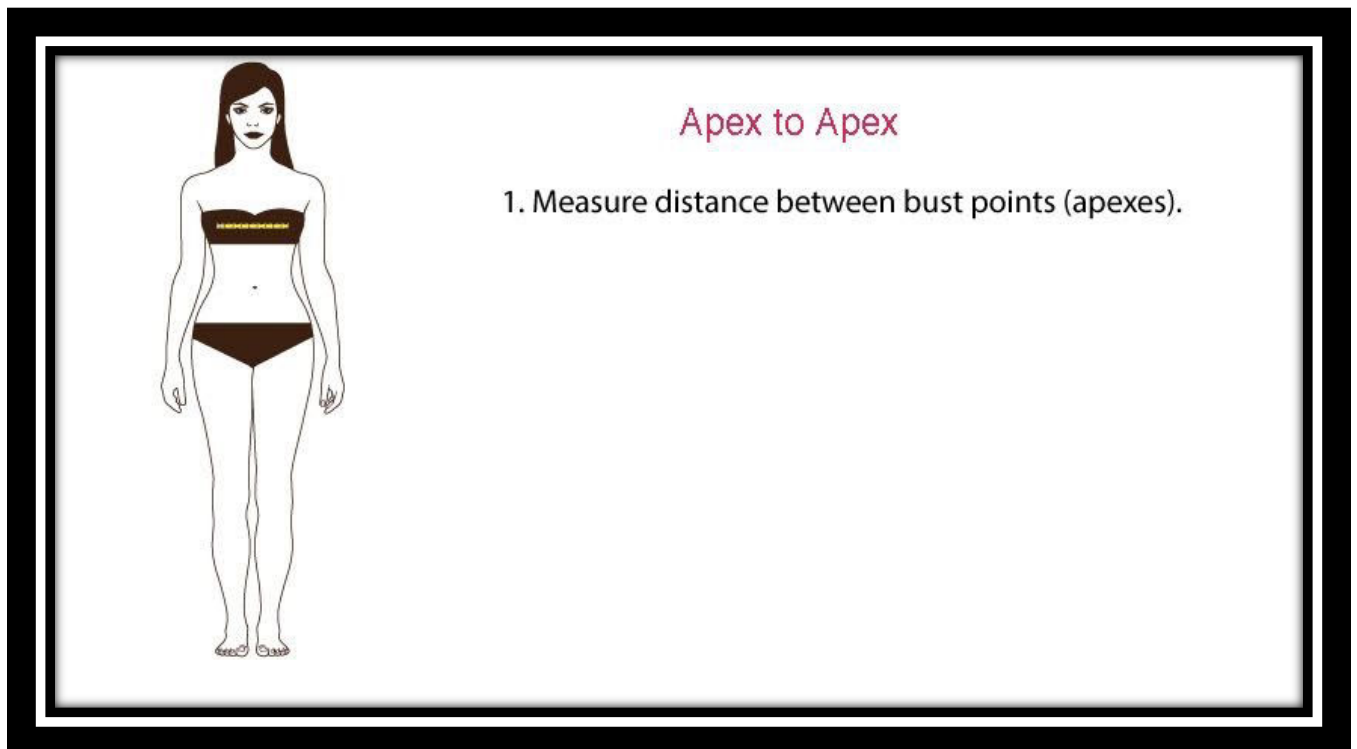



# Creations by Royah

Facebook: [facebook.com/creationsbyroyah](https://www.facebook.com/creationsbyroyah)

Instagram: @creationsbyroyah

Email: [info@creationsbyroyah.com](mailto:info@creationsbyroyah.com) / 732-829-2822 (Royah)

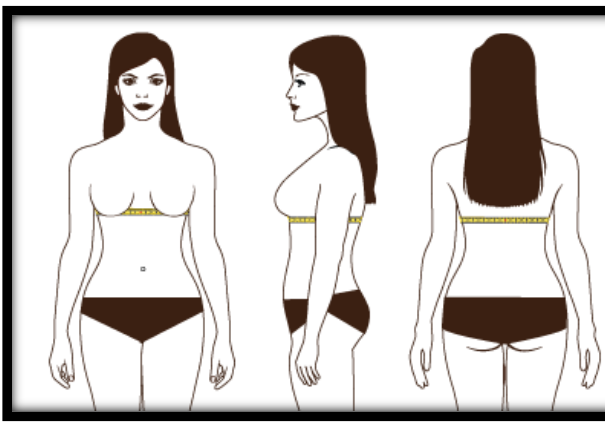


# Creations by Royah

Facebook: [facebook.com/creationsbyroyah](https://www.facebook.com/creationsbyroyah)

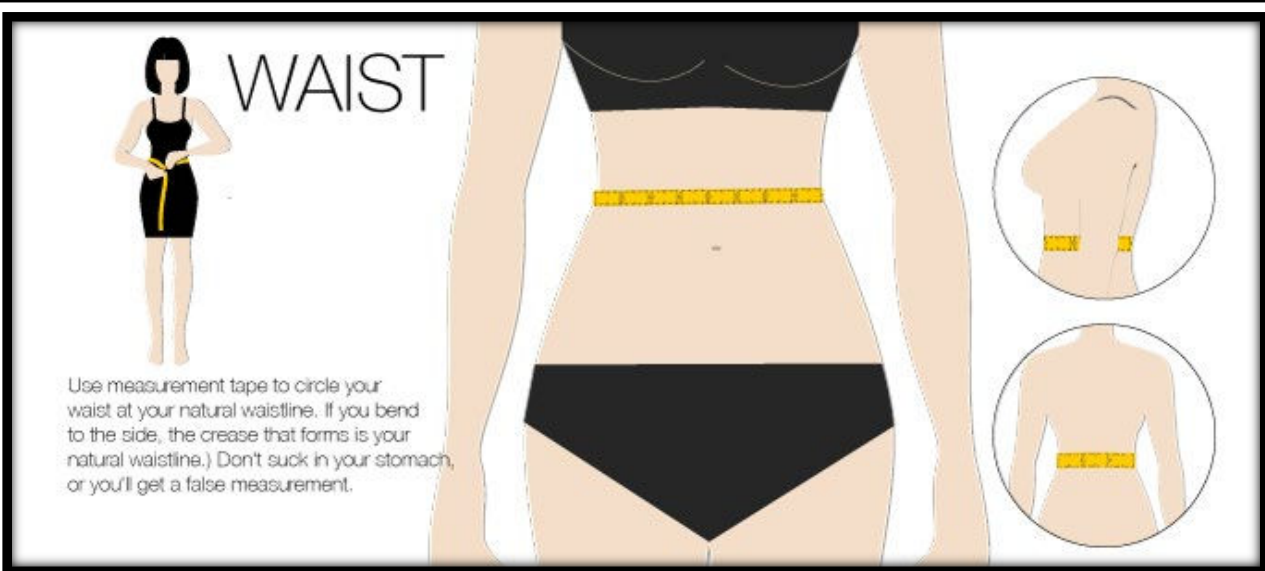
Instagram: @creationsbyroyah

Email: [info@creationsbyroyah.com](mailto:info@creationsbyroyah.com) / 732-829-2822 (Royah)



**HOW TO MEASURE UNDERBUST**

Measure directly under your bust, keeping your measurement tape parallel to the ground.



**WAIST**

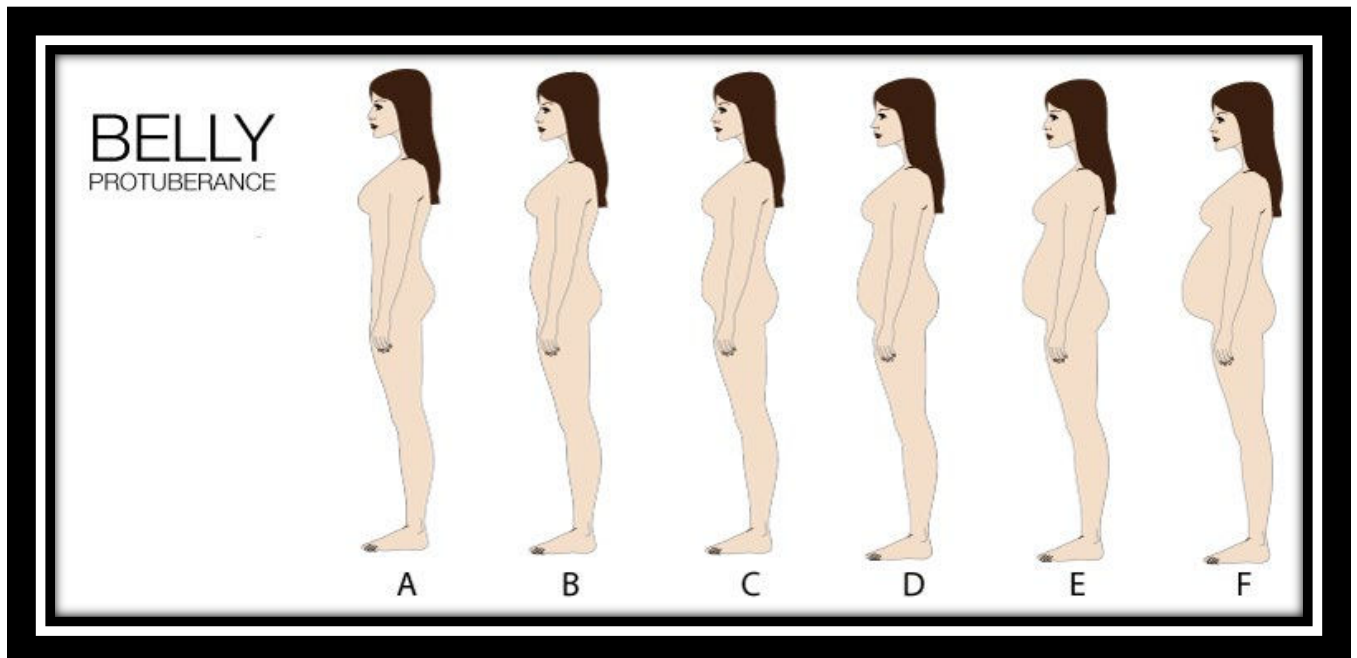

Use measurement tape to circle your waist at your natural waistline. (If you bend to the side, the crease that forms is your natural waistline.) Don't suck in your stomach, or you'll get a false measurement.

# Creations by Royah

Facebook: [facebook.com/creationsbyroyah](https://www.facebook.com/creationsbyroyah)

Instagram: @creationsbyroyah

Email: [info@creationsbyroyah.com](mailto:info@creationsbyroyah.com) / 732-829-2822 (Royah)

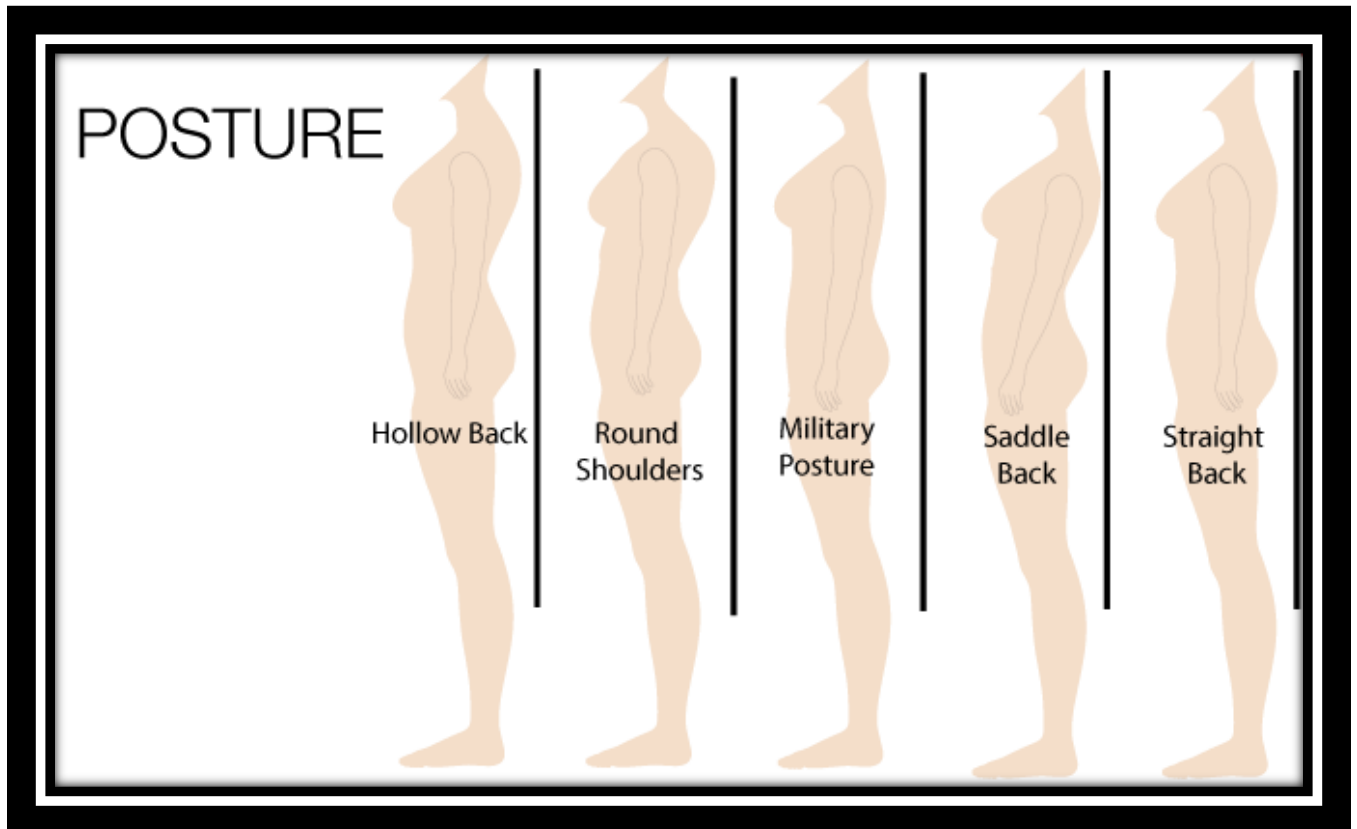
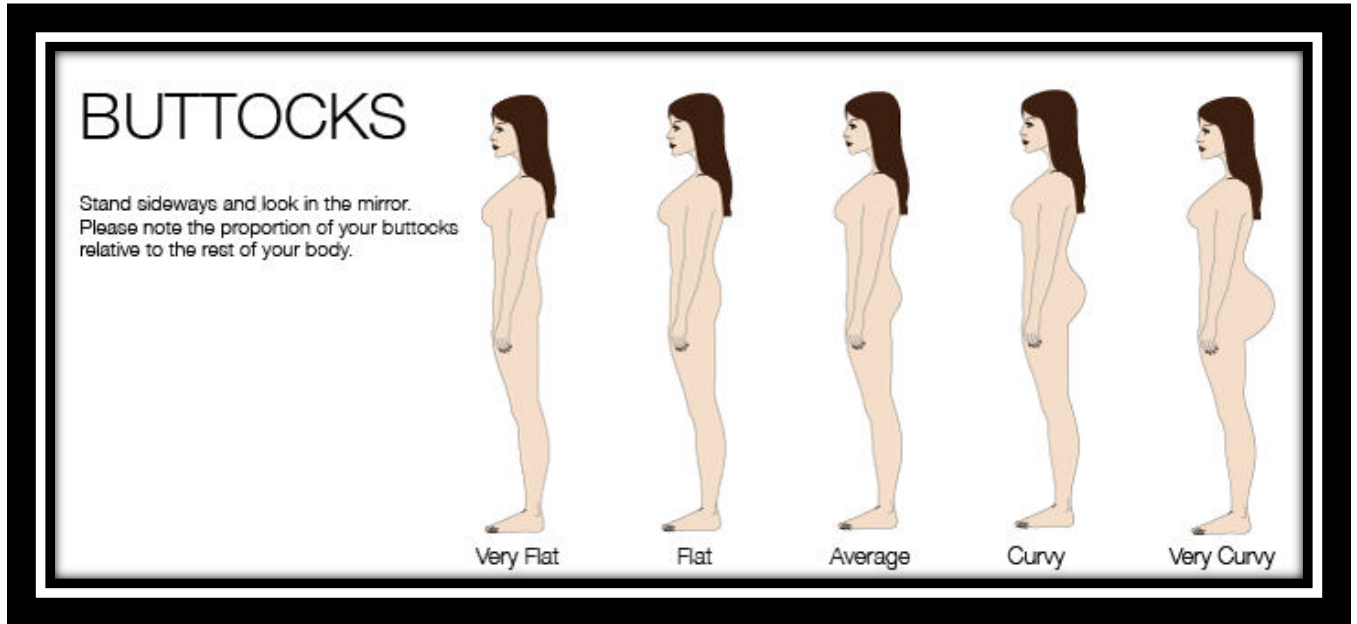


# Creations by Royah

Facebook: [facebook.com/creationsbyroyah](https://facebook.com/creationsbyroyah)

Instagram: @creationsbyroyah

Email: [info@creationsbyroyah.com](mailto:info@creationsbyroyah.com) / 732-829-2822 (Royah)

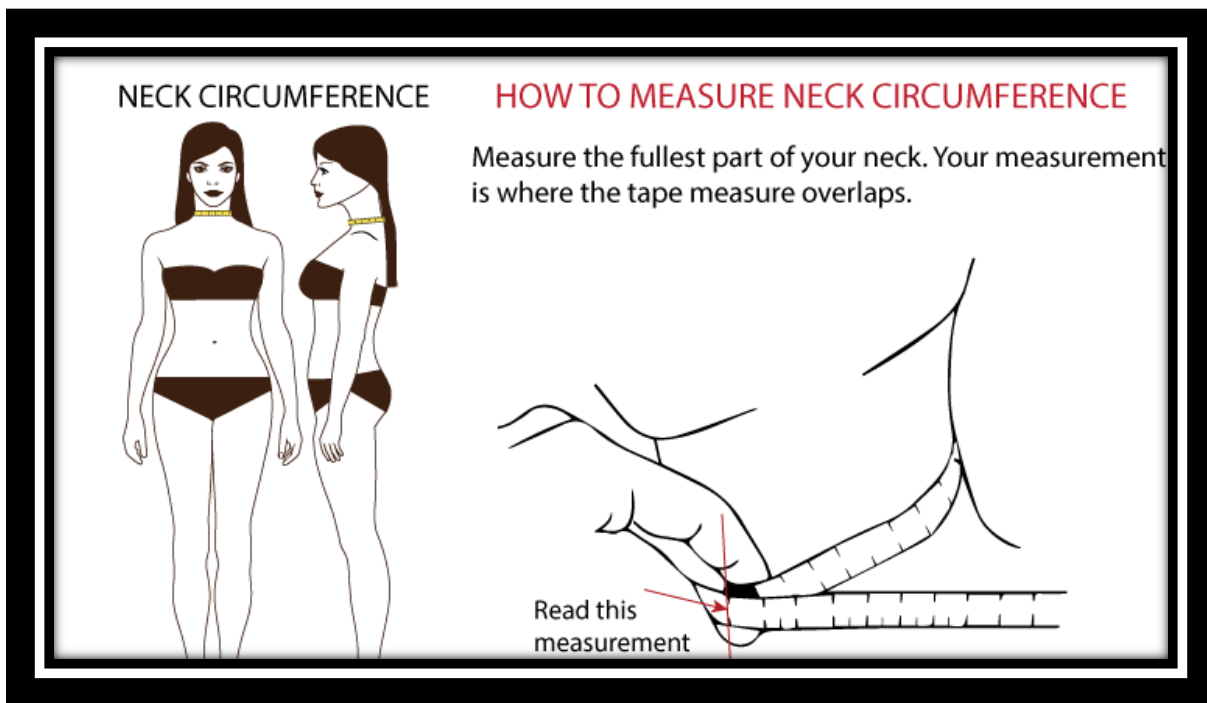
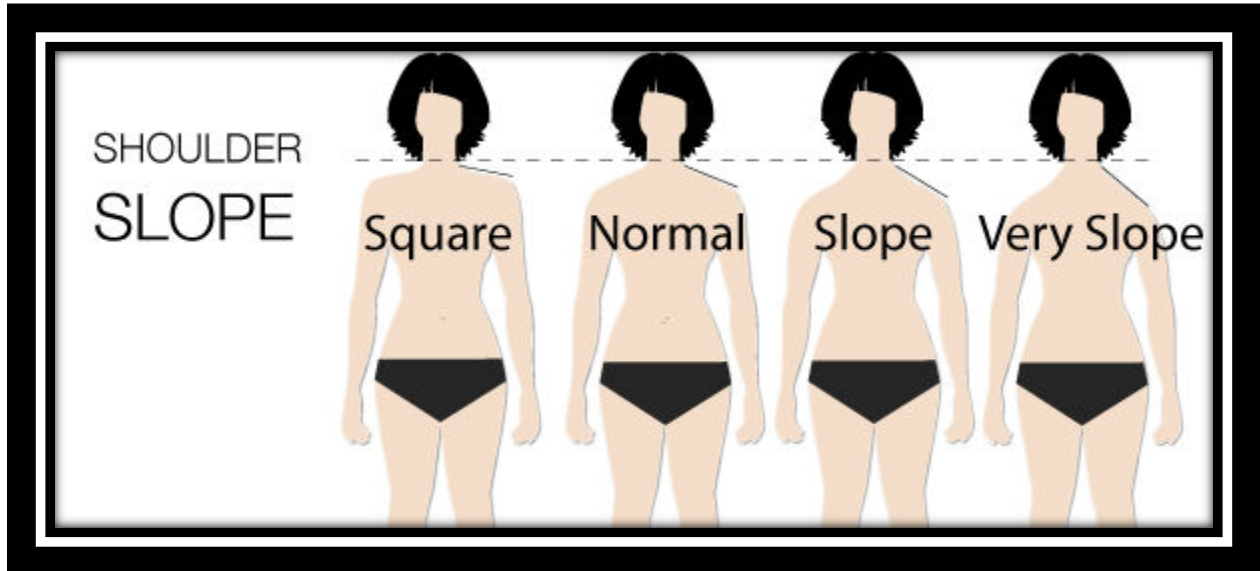


# Creations by Royah

Facebook: facebook.com/creationsbyroyah

Instagram: @creationsbyroyah

Email: [info@creationsbyroyah.com](mailto:info@creationsbyroyah.com) / 732-829-2822 (Royah)



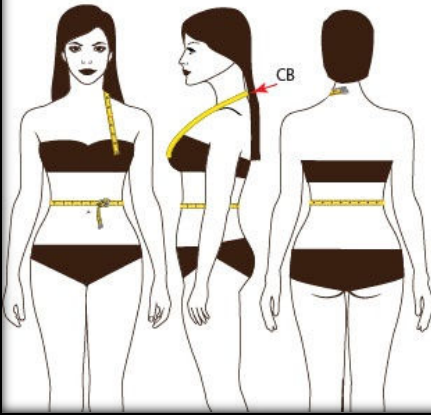
# Creations by Royah

Facebook: [facebook.com/creationsbyroyah](https://www.facebook.com/creationsbyroyah)

Instagram: @creationsbyroyah

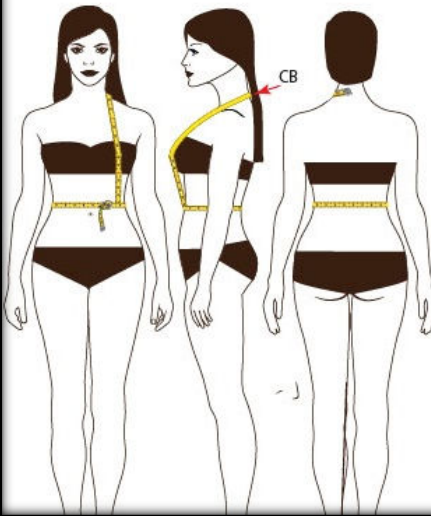
Email: [info@creationsbyroyah.com](mailto:info@creationsbyroyah.com) / 732-829-2822 (Royah)

## HOW TO MEASURE BUST HEIGHT FROM CENTER BACK NECK POINT



1. Tie elastic or a ribbon around your natural waist. The tie **MUST** be parallel to the floor around your waistline, when looking from the side.
2. CB (center back) is located at Cervical Vertebra C7. C7 is the most protruding vertebrae on your neck.
3. Measure distance from CB over one side through the base of neck (also called High Point Shoulder (HPS)) to the bust apex.

## HOW TO MEASURE WAIST LENGTH FROM CENTER BACK NECK POINT



1. Tie elastic or a ribbon around your natural waist. The tie **MUST** be parallel to the floor around your waistline, when looking from the side.
2. CB (center back) is located at Cervical Vertebra C7. C7 is the most protruding vertebrae on your neck.
3. Measure distance from CB over one side through the base of neck (also called High Point Shoulder (HPS)) to the apex and then to the natural waist. Keep tape close to the body. From the apex down to waist measuring tape must be kept perpendicular to the tied elastic.

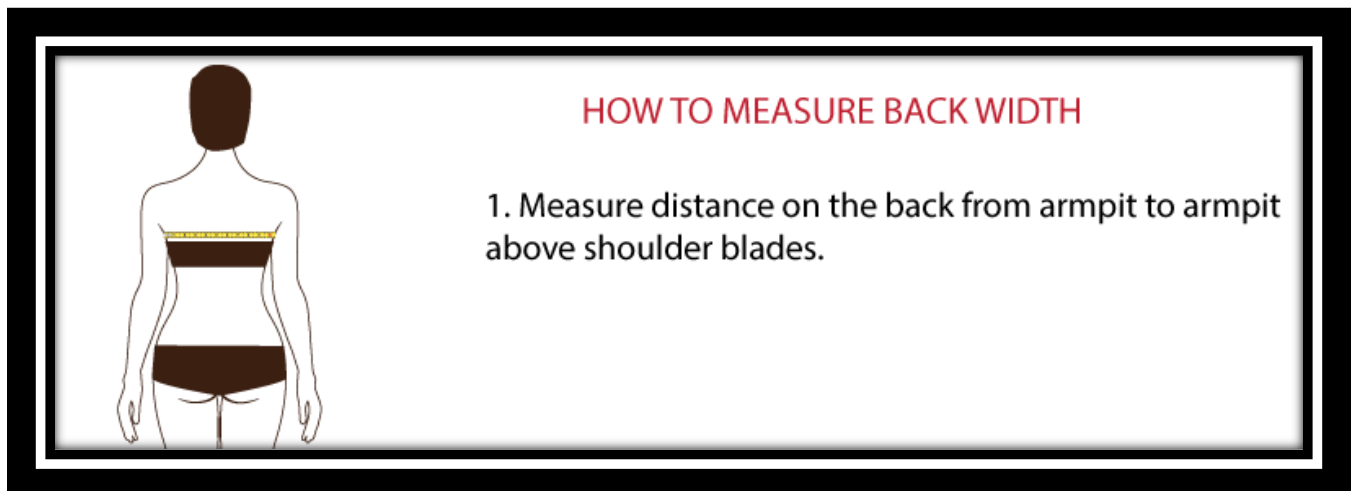
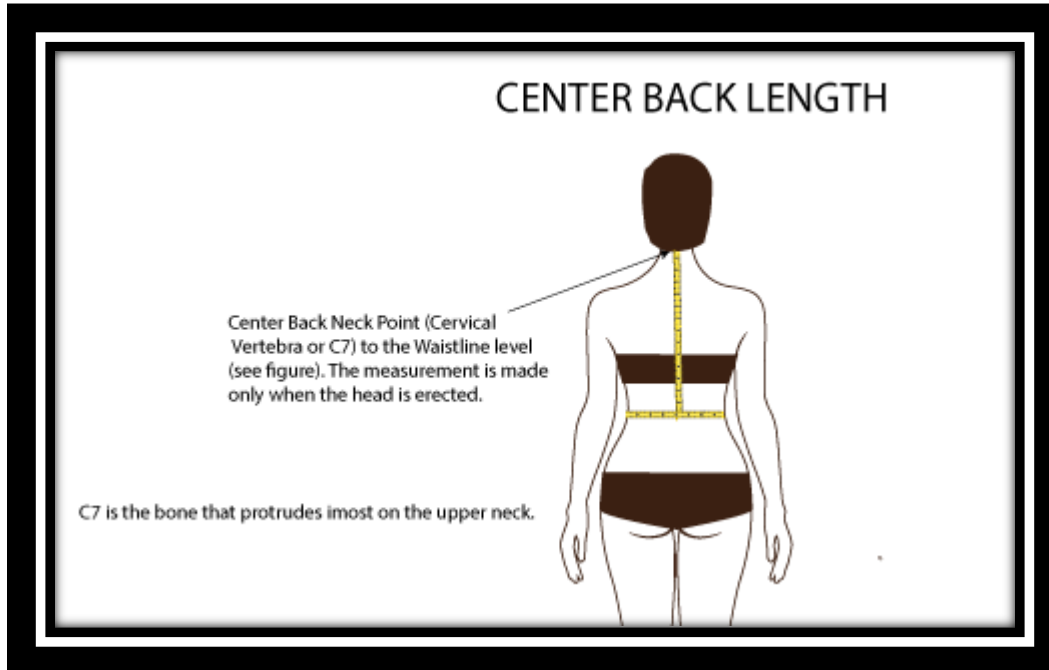


# Creations by Royah

Facebook: facebook.com/creationsbyroyah

Instagram: @creationsbyroyah

Email: [info@creationsbyroyah.com](mailto:info@creationsbyroyah.com) / 732-829-2822 (Royah)

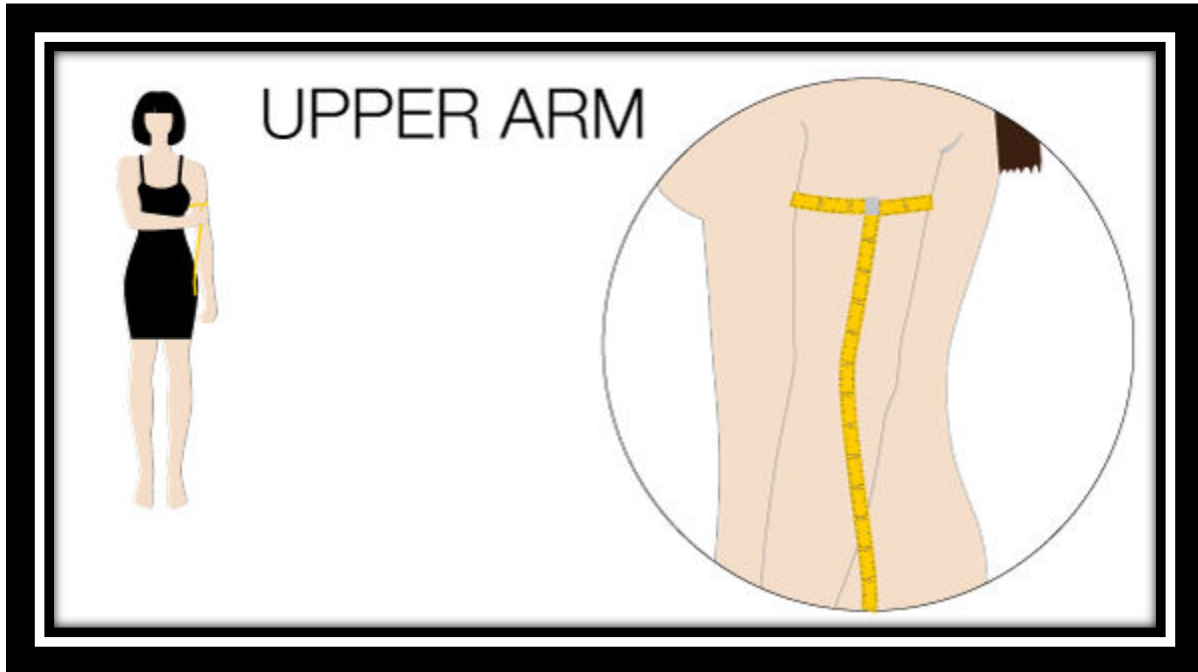


# *Creations by Royah*

Facebook: [facebook.com/creationsbyroyah](https://facebook.com/creationsbyroyah)

Instagram: @creationsbyroyah

Email: [info@creationsbyroyah.com](mailto:info@creationsbyroyah.com) / 732-829-2822 (Royah)



# *Creations by Royah*

Facebook: [facebook.com/creationsbyroyah](https://www.facebook.com/creationsbyroyah)

Instagram: @creationsbyroyah

Email: [info@creationsbyroyah.com](mailto:info@creationsbyroyah.com) / 732-829-2822 (Royah)

